

AC385 ACRYLIC UNCOATED PROTECTIVE WINDOW

MidOpt Protective Filters

MidOpt specializes in manufacturing custom made Protective Windows, which can be designed for nearly any type or size application at any wavelength range requirement. MidOpt custom windows can be manufactured from different substrates and include various coatings depending on the application requirements.

- Glass, acrylic, polycarbonate, sapphire and other substrates
- Oleophobic, anti-reflection, anti-smudge, anti-fog and hydrophobic coatings available
- Chemically strengthened glass options, including Gorilla Glass®
- Wavelength and polarization filtering
- Adhesive backing for easy fastening
- Custom silk screening service for borders, masking, fiducial marks, logos or patterns
- Available with various mounting configurations based on need



Protective Filter Information

Protective Filters are designed to shield your lens and lighting from dirt, dust, liquids, impact and harsh environments without sacrificing image quality.

Custom Protective Filter Applications

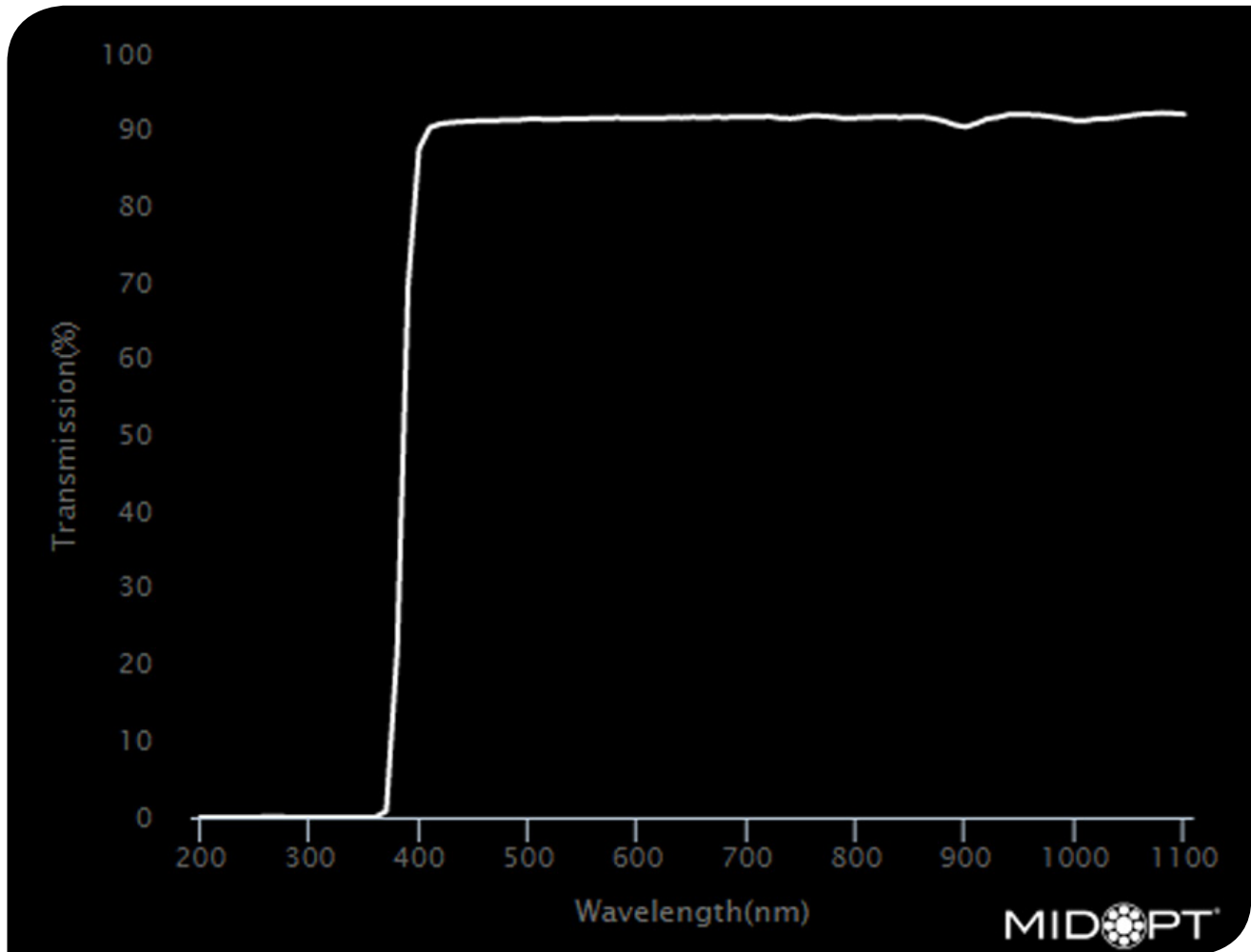
- | | |
|--|--|
| <ul style="list-style-type: none"> ■ Industrial camera enclosures ■ Dashboard camera enclosures ■ LCD screen covers ■ Sensor and scanner covers ■ Autonomous Vehicle LiDAR enclosures | <ul style="list-style-type: none"> ■ Drone camera enclosures ■ Sign enclosures ■ Display covers ■ Quartz tile assembly ■ Thermal applications |
|--|--|

APPLICATIONS: Protective Filters are useful in all imaging applications. The LP285 can withstand high temperatures and is impact resistant (similar qualities to Pyrex).



AC385

Protective Filters



Useful Range:	390-1100nm
Tolerance:	+/- 5nm
Peak Transmission:	≥91%
Surface Quality:	80/50
Thickness:	1.5, 2mm
STABLEEDGE:	Yes

AC385 is an uncoated, untreated optical grade clear acrylic. It is a far more economical option to our coated acrylics but does not offer the higher transmission or scratch and chemical resistance of our other hard-coated acrylics.

AC385 TRANSMISSION DATA (TYPICAL)

Wavelength (nm)	Transmission (%)
1100	92.13
1090	92.23
1080	92.31
1070	92.20
1060	92.13
1050	91.93
1040	91.72
1030	91.56
1020	91.51
1010	91.29
1000	91.30
990	91.56
980	91.77
970	91.97
960	92.06
950	92.13
940	92.09
930	91.74
920	91.52
910	90.91
900	90.46
890	90.74
880	91.26
870	91.59
860	91.80
850	91.80
840	91.71
830	91.81
820	91.78
810	91.68
800	91.65

Wavelength (nm)	Transmission (%)
790	91.57
780	91.76
770	91.88
760	91.95
750	91.73
740	91.56
730	91.63
720	91.84
710	91.75
700	91.75
690	91.74
680	91.73
670	91.74
660	91.71
650	91.74
640	91.65
630	91.68
620	91.60
610	91.65
600	91.61
590	91.64
580	91.66
570	91.60
560	91.62
550	91.52
540	91.53
530	91.49
520	91.42
510	91.50
500	91.50
490	91.36

Wavelength (nm)	Transmission (%)
480	91.39
470	91.29
460	91.28
450	91.24
440	91.15
430	91.05
420	90.88
410	90.40
400	87.60
390	69.67
380	21.75
370	0.80
360	0.00
350	0.00
340	0.00
330	0.00
320	0.00
310	0.00
300	0.00
290	0.00
280	0.01
270	0.12
260	0.08
250	0.00
240	0.00
230	0.00
220	0.00
210	0.00
200	0.00

STANDARD THREADED MOUNT DIMENSIONS

NOTES:

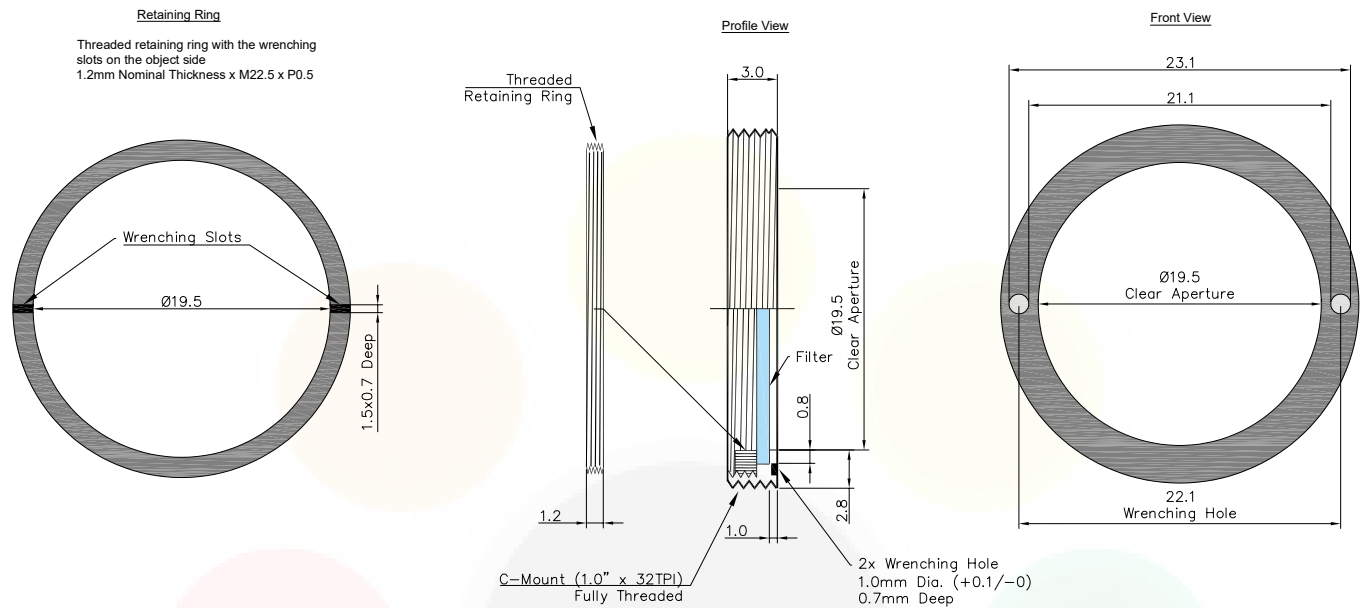
1. Inner and outer threads are of the same size and pitch.
2. Filter mount and retaining ring are black anodized aluminum.
3. All dimensions indicated in mm.
4. Tolerance: +/-0.3mm.

Mount Size	A	B	C	D
M13.25 x P0.5	14.3	10.6	7.5	5.7
M22.5 x P0.5	24	18.5	7	5.2
M25.5 x P0.5	27.5	21	7	5.2
M27 x P0.5	29	22.5	7	5.2
M30.5 x P0.5	32.5	25.5	7	5.2
M34 x P0.5	36	29	7	5.2
M35.5 x P0.5	37.5	30.5	7	5.2
M37 x P0.75	39	31.9	6.5	4.5
M37.5 x P0.5	39.5	32.5	7.2	5.2
M39 x P0.5	41	34	7	5.2
M40.5 x P0.5	42.5	35.5	7	5.2
M43 x P0.75	45	38	7	5.2
M46 x P0.75	48	41	7	5.2
M48 x P0.75	50	43	7	5.1
M49 x P0.75	51	44	7	5.2
M52 x P0.75	54	47	7	5.2
M55 x P0.75	57	50	7	5.2
M58 x P0.75	60	52.9	6.5	4.5
M62 x P0.75	64	57.1	7	5.2
M67 x P0.75	70	61.8	6.5	4.5
M72 x P0.75	75	66.9	6.5	4.5
M77 x P0.75	80	71.9	6.5	4.5
M82 x P0.75	85	76.8	6.5	4.5
M86 x P1.0	89	80.8	6.5	4.5
M95 x P1.0	98.2	89.9	10	7.1
M105 x P1.0	109.8	100	11	8



C-MOUNT DIMENSIONS (-25.4)

C-Mount is available on filters with a substrate thickness of 1mm or less



C-MOUNT SIS DIMENSIONS (-25.4-SIS)

C-Mount SIS is available on filters with a substrate thickness greater than 1mm and less than or equal to 3.5mm



MOUNTS FOR ANY SYSTEM



Midwest Optical Systems is the world's leading resource in machine vision filters and optical solutions. MidOpt's innovative filter designs ensure flawless control, dependable results and unmatched image quality. Mounting solutions are available for any system for lenses with and without filter threads, the exclusively designed 25.4™ C-Mount, and custom fabrication of unmounted shapes and sizes.

Mount Sizes

› **THREADED**

Mount Size	Pitch
M13.25	0.5
M22.5	0.5
M25.5	0.5
M27	0.5
M30.5	0.5
M34	0.5
M35.5	0.5
M37	0.75
M37.5	0.5
M39	0.5
M40.5	0.5
M43	0.75
M46	0.75
M48	0.75
M49	0.75
M52	0.75
M55	0.75
M58	0.75
M62	0.75
M67	0.75
M72	0.75
M77	0.75
M82	0.75
M86	1.0
M95	1.0
M105	1.0

› **C-MOUNT**

M25.4™

› **SLIP MOUNT**

Outside Diameter Range	Threaded Mount
15.1-19.0	M22.5
19.1-26.5	M30.5
26.6-31.9	M40.5
32.0-40.9	M46
41.0-50.9	M55
51.0-57.9	M62
58.0-68.0	M72
68.1-79.0	M82
79.1-101.0	M105

› **UNMOUNTED**

Custom Shapes & Sizes Available

› **M12 MOUNT**

Outside Diameter Range	Part #
13.2-14.2	S14A
14.3-15.0	S15A



› **THREADED MOUNT** *Designed for Lenses with Filter Threads*

- MidOpt offers the largest variety of filters in-stock and ready to ship
- Sizes available: M13.25-M105
- Black anodized aluminum
- Custom thread sizes are available upon request



CREATE PART #: Select a filter and add a mount size (e.g. M27) Example: BP470-27



› **25.4™ C-MOUNT** *Threads into all C-Mount Cameras*

- 25.4™ C-Mount Camera Filter exclusively designed by MidOpt to thread directly into any C-Mount Camera between the lens and sensor
- Recommended for use with wide angle lenses to prevent vignetting and angle shift
- Helpful in applications with space constraints and lenses without filter threads
- Custom installation wrench included

CREATE PART #: Select a filter and add "-25.4" Example: BP470-25.4



› **SLIP MOUNT** *Designed for Wide Angle Lenses Without Filter Threads*

- Accommodates standard threaded mounts
- Low profile and oversize diameter design prevents wide angle lens vignetting
- Includes black Delrin® Slip Mount adapter plus Threaded Mount Filter

CREATE PART #: Select a filter, use "S" for slip and add the outside diameter of lens in mm (e.g. 43mm) Example: BP470-S43



› **UNMOUNTED**

- Any MidOpt filter type can be provided as an Unmounted Filter
- Custom shapes and sizes are typically available within a two week lead time with many shipped same day

CREATE PART #

CIRCLE: Use "D" and add diameter in mm (e.g. 19mm) Example: BP470-D19

SQUARE: Use "R" and add side measurement in mm (e.g. 15mm) Example: BP470-R15

RECTANGLE: Use "R" and add length in mm (e.g. 30mm) x width in mm (e.g. 15mm)

Example: BP470-R30x15



› **CUSTOM SOLUTIONS FOR M12 MOUNT LENSES**

- Offered in aluminum slip mount over the lens
- Can be optically cemented behind the lens

HOW TO ORDER

To order a filter with a threaded mount, first select a filter (e.g. BP470) and add the mount size (e.g. M27) to build your part number (e.g. BP470-27).

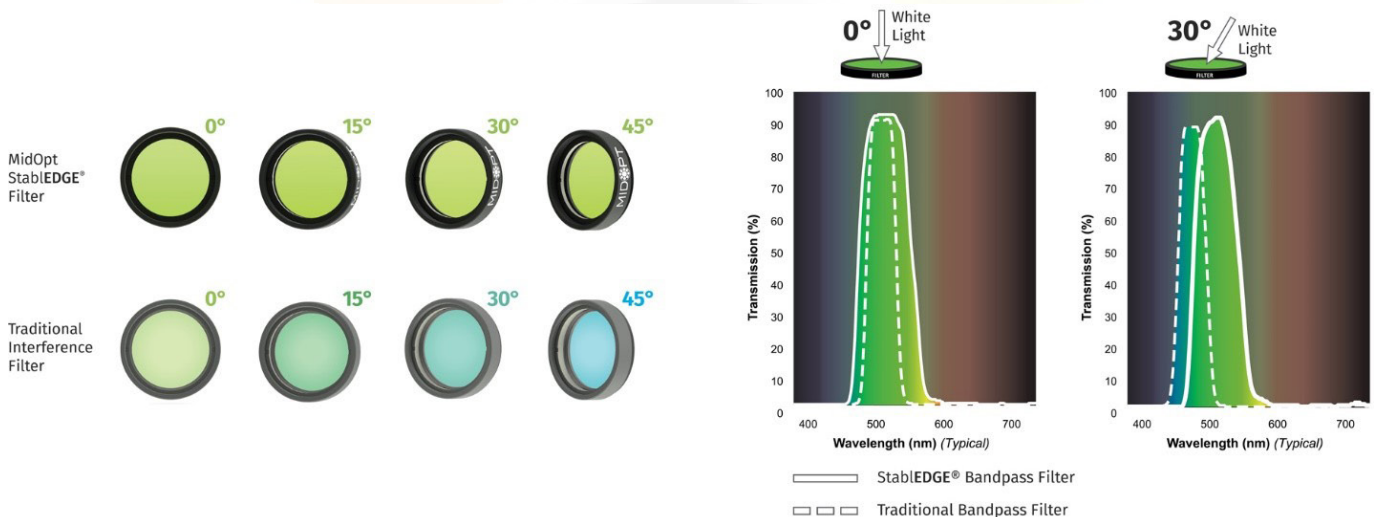


MIDOPT STABLEDGE®

Minimize the Effects of Short Shifting

MidOpt StablEDGE® optical filters are specifically designed to be less susceptible to effects from angular shifting seen when optical filters are placed in front of short focal length (<12mm) camera lenses. This feature is becoming increasingly important as today’s trend in machine vision imaging progresses towards more compact inspection layouts, which utilize less space – forcing the camera and lens closer to the subject. As a result, short focal length lenses are now more widely used than ever before.

Using a traditional coated interference filter in these more compressed configurations results in contrast loss toward the edges of the image. Because of the angle imposed by the field of view (FOV) of the lens, the passband shifts and allows short wavelength ambient light to overwhelm the subject. Light from LED or laser diode lighting is also cut off. In contrast, peak transmission of MidOpt’s StablEDGE® filters is not significantly altered, and effects due to short shifting are minimized.



StablEDGE® filters take advantage of absorptive filter glass to form the leading edge of the filter passband. This assures no shifting in this region, even when the lens FOV exceeds 100°. Filter glasses also offer far superior lower wavelength blocking of ambient light, sharp transition slopes and unmatched durability. MidOpt’s StablEDGE® Filter cut-off slopes utilize interference filter coatings, however the cut-off slope is positioned to be sufficiently broad, and the Gaussian passband profile ensures that excessive ambient light is not allowed to degrade image contrast. Thus, shifting will not significantly encroach into peak transmission, assuring angular insensitivity over the desired range.

Among all machine vision filter manufacturers, MidOpt is unique in incorporating StablEDGE® technology across a full range of products. StablEDGE® designs are less angle-of-incidence sensitive, inherently more rugged, and are environmentally stable.

