

ND030 NEUTRAL DENSITY FILTER ABSORPTIVE 50% TRANSMISSION

MidOpt Neutral Density Filters

- Available in a variety of optical densities
- Reduce light intensity while maintaining a wide aperture and shallow depth of field. Every 0.3 density increment equals one f-stop
- Minimize pixel saturation
- Can be stacked with other Neutral Density Filters to test various optical densities
- Exceptional surface quality; 40/20 scratch/dig

Neutral Density Filter Information

MidOpt Neutral Density Filters serves as “sunglasses” for your system and can be used with monochrome or color cameras.

ND Series – Visible (VIS) Spectrum Filters

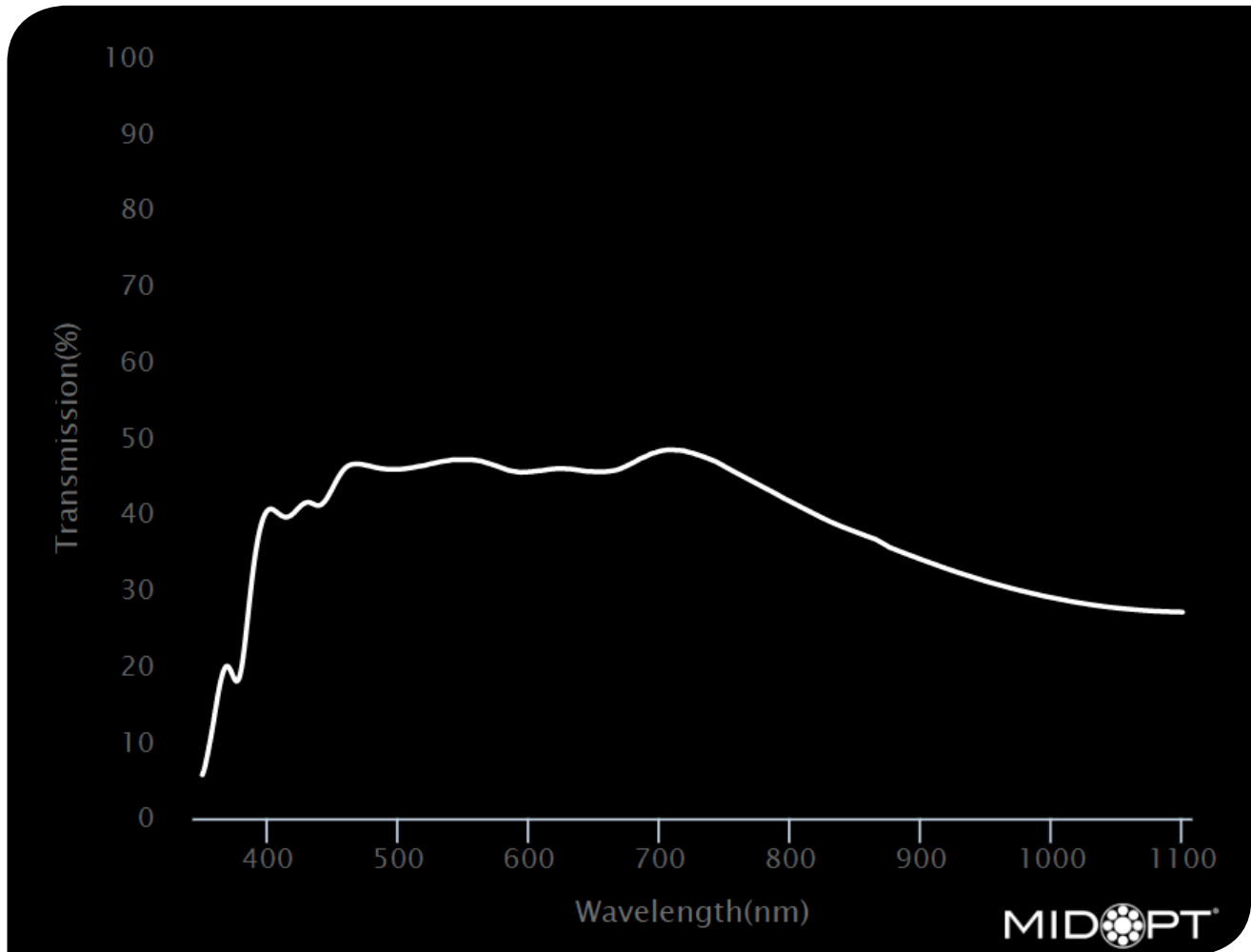
- Absorptive filter effective from 425–675nm
- Available in optical densities ranging from 0.10–6.0

APPLICATIONS: MidOpt Neutral Density filters are used to reduce light intensity neutrally over a specific wavelength range without affecting image color or contrast. Typical applications include welding,



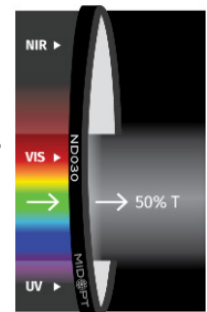
ND030

Neutral Density Filter



Useful Range:	425-675nm
Optical Density:	0.3
Average Transmission:	50%
Tolerance:	+/- 5.00%
Surface Quality:	40/20

ND030 absorptive neutral density filters have an optical density of 0.3, or average 50% transmission across the visible spectrum. These filters include identical male and female threads on either end so that they can be stacked with other ND filters to achieve various optical densities. For example, two ND030 filters stacked together would perform approximately the same as one ND060 filter.



ND030 TRANSMISSION DATA (TYPICAL)

Wavelength (nm)	Transmission (%)
1100	27.10
1090	27.15
1080	27.22
1070	27.33
1060	27.48
1050	27.64
1040	27.84
1030	28.08
1020	28.35
1010	28.67
1000	29.00
990	29.37
980	29.77
970	30.19
960	30.66
950	31.14
940	31.67
930	32.21
920	32.79
910	33.41
900	34.02
890	34.67
880	35.34
870	36.21
860	37.00
850	37.64
840	38.29
830	39.03
820	39.87
810	40.74
800	41.63

Wavelength (nm)	Transmission (%)
790	42.55
780	43.46
770	44.38
760	45.29
750	46.22
740	47.09
730	47.74
720	48.23
710	48.43
700	48.26
690	47.63
680	46.78
670	45.97
660	45.60
650	45.57
640	45.72
630	45.95
620	45.95
610	45.72
600	45.54
590	45.57
580	46.01
570	46.60
560	47.05
550	47.15
540	47.09
530	46.80
520	46.38
510	46.08
500	45.90
490	45.91

Wavelength (nm)	Transmission (%)
480	46.23
470	46.58
460	46.15
450	43.54
440	41.16
430	41.53
420	40.14
410	39.84
400	40.49
390	34.05
380	19.76
370	19.90
360	14.21
350	5.71

STANDARD THREADED MOUNT DIMENSIONS

NOTES:

1. Inner and outer threads are of the same size and pitch.
2. Filter mount and retaining ring are black anodized aluminum.
3. All dimensions indicated in mm.
4. Tolerance: +/-0.3mm.

Mount Size	A	B	C	D
M13.25 x P0.5	14.3	10.6	7.5	5.7
M22.5 x P0.5	24	18.5	7	5.2
M25.5 x P0.5	27.5	21	7	5.2
M27 x P0.5	29	22.5	7	5.2
M30.5 x P0.5	32.5	25.5	7	5.2
M34 x P0.5	36	29	7	5.2
M35.5 x P0.5	37.5	30.5	7	5.2
M37 x P0.75	39	31.9	6.5	4.5
M37.5 x P0.5	39.5	32.5	7.2	5.2
M39 x P0.5	41	34	7	5.2
M40.5 x P0.5	42.5	35.5	7	5.2
M43 x P0.75	45	38	7	5.2
M46 x P0.75	48	41	7	5.2
M48 x P0.75	50	43	7	5.1
M49 x P0.75	51	44	7	5.2
M52 x P0.75	54	47	7	5.2
M55 x P0.75	57	50	7	5.2
M58 x P0.75	60	52.9	6.5	4.5
M62 x P0.75	64	57.1	7	5.2
M67 x P0.75	70	61.8	6.5	4.5
M72 x P0.75	75	66.9	6.5	4.5
M77 x P0.75	80	71.9	6.5	4.5
M82 x P0.75	85	76.8	6.5	4.5
M86 x P1.0	89	80.8	6.5	4.5
M95 x P1.0	98.2	89.9	10	7.1
M105 x P1.0	109.8	100	11	8



C-MOUNT DIMENSIONS (-25.4)

C-Mount is available on filters with a substrate thickness of 1mm or less



C-MOUNT SIS DIMENSIONS (-25.4-SIS)

C-Mount SIS is available on filters with a substrate thickness greater than 1mm and less than or equal to 3.5mm



MOUNTS FOR ANY SYSTEM



Midwest Optical Systems is the world's leading resource in machine vision filters and optical solutions. MidOpt's innovative filter designs ensure flawless control, dependable results and unmatched image quality. Mounting solutions are available for any system for lenses with and without filter threads, the exclusively designed 25.4™ C-Mount, and custom fabrication of unmounted shapes and sizes.

Mount Sizes

› **THREADED**

Mount Size	Pitch
M13.25	0.5
M22.5	0.5
M25.5	0.5
M27	0.5
M30.5	0.5
M34	0.5
M35.5	0.5
M37	0.75
M37.5	0.5
M39	0.5
M40.5	0.5
M43	0.75
M46	0.75
M48	0.75
M49	0.75
M52	0.75
M55	0.75
M58	0.75
M62	0.75
M67	0.75
M72	0.75
M77	0.75
M82	0.75
M86	1.0
M95	1.0
M105	1.0

› **C-MOUNT**

M25.4™

› **SLIP MOUNT**

Outside Diameter Range	Threaded Mount
15.1-19.0	M22.5
19.1-26.5	M30.5
26.6-31.9	M40.5
32.0-40.9	M46
41.0-50.9	M55
51.0-57.9	M62
58.0-68.0	M72
68.1-79.0	M82
79.1-101.0	M105

› **UNMOUNTED**

Custom Shapes & Sizes Available

› **M12 MOUNT**

Outside Diameter Range	Part #
13.2-14.2	S14A
14.3-15.0	S15A



› **THREADED MOUNT** *Designed for Lenses with Filter Threads*

- MidOpt offers the largest variety of filters in-stock and ready to ship
- Sizes available: M13.25-M105
- Black anodized aluminum
- Custom thread sizes are available upon request

CREATE PART #: Select a filter and add a mount size (e.g. M27) Example: BP470-27



› **25.4™ C-MOUNT** *Threads into all C-Mount Cameras*

- 25.4™ C-Mount Camera Filter exclusively designed by MidOpt to thread directly into any C-Mount Camera between the lens and sensor
- Recommended for use with wide angle lenses to prevent vignetting and angle shift
- Helpful in applications with space constraints and lenses without filter threads
- Custom installation wrench included

CREATE PART #: Select a filter and add "-25.4" Example: BP470-25.4



› **SLIP MOUNT** *Designed for Wide Angle Lenses Without Filter Threads*

- Accommodates standard threaded mounts
- Low profile and oversize diameter design prevents wide angle lens vignetting
- Includes black Delrin® Slip Mount adapter plus Threaded Mount Filter

CREATE PART #: Select a filter, use "S" for slip and add the outside diameter of lens in mm (e.g. 43mm) Example: BP470-S43



› **UNMOUNTED**

- Any MidOpt filter type can be provided as an Unmounted Filter
- Custom shapes and sizes are typically available within a two week lead time with many shipped same day

CREATE PART #

CIRCLE: Use "D" and add diameter in mm (e.g. 19mm) Example: BP470-D19

SQUARE: Use "R" and add side measurement in mm (e.g. 15mm) Example: BP470-R15

RECTANGLE: Use "R" and add length in mm (e.g. 30mm) x width in mm (e.g. 15mm)

Example: BP470-R30x15

› **CUSTOM SOLUTIONS FOR M12 MOUNT LENSES**

- Offered in aluminum slip mount over the lens
- Can be optically cemented behind the lens



HOW TO ORDER

To order a filter with a threaded mount, first select a filter (e.g. BP470) and add the mount size (e.g. M27) to build your part number (e.g. BP470-27).

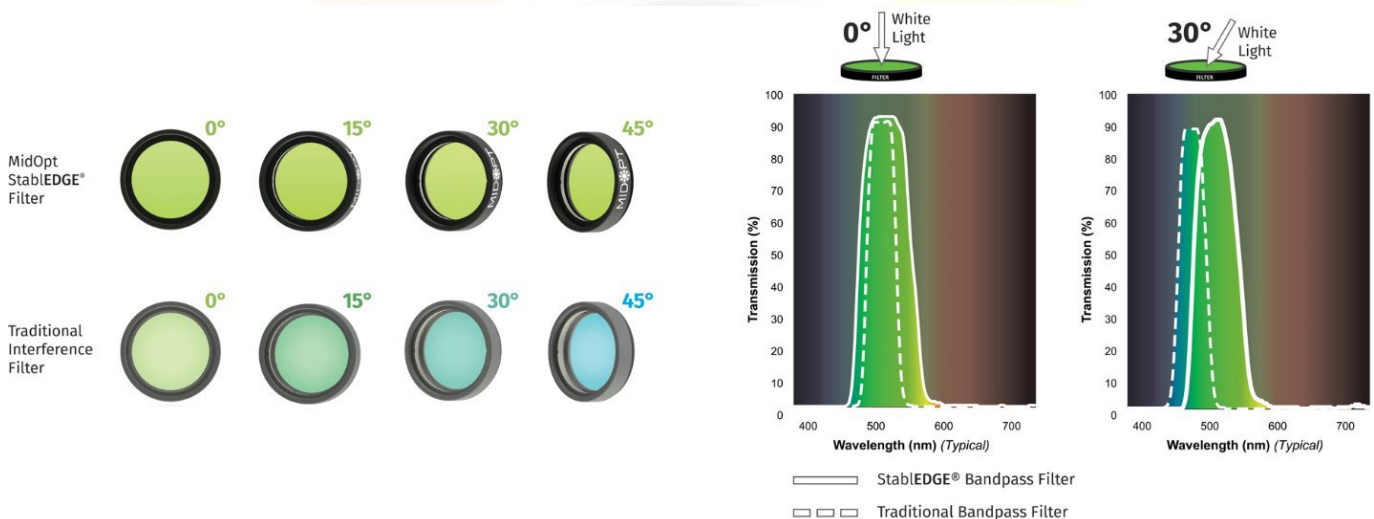


MIDOPT STABLEDGE®

Minimize the Effects of Short Shifting

MidOpt StablEDGE® optical filters are specifically designed to be less susceptible to effects from angular shifting seen when optical filters are placed in front of short focal length (<12mm) camera lenses. This feature is becoming increasingly important as today’s trend in machine vision imaging progresses towards more compact inspection layouts, which utilize less space – forcing the camera and lens closer to the subject. As a result, short focal length lenses are now more widely used than ever before.

Using a traditional coated interference filter in these more compressed configurations results in contrast loss toward the edges of the image. Because of the angle imposed by the field of view (FOV) of the lens, the passband shifts and allows short wavelength ambient light to overwhelm the subject. Light from LED or laser diode lighting is also cut off. In contrast, peak transmission of MidOpt’s StablEDGE® filters is not significantly altered, and effects due to short shifting are minimized.



StablEDGE® filters take advantage of absorptive filter glass to form the leading edge of the filter passband. This assures no shifting in this region, even when the lens FOV exceeds 100°. Filter glasses also offer far superior lower wavelength blocking of ambient light, sharp transition slopes and unmatched durability. MidOpt’s StablEDGE® Filter cut-off slopes utilize interference filter coatings, however the cut-off slope is positioned to be sufficiently broad, and the Gaussian passband profile ensures that excessive ambient light is not allowed to degrade image contrast. Thus, shifting will not significantly encroach into peak transmission, assuring angular insensitivity over the desired range.

Among all machine vision filter manufacturers, MidOpt is unique in incorporating StablEDGE® technology across a full range of products. StablEDGE® designs are less angle-of-incidence sensitive, inherently more rugged, and are environmentally stable.

