

Product Highlights

- The RL2115 is characterized as a Compact Aimed Dark Field ring light.
- Precisely aimed LEDs provide a specific and repeatable light pattern on the imaging plane.



General Specifications

	Color	24V Current	All Other Controls
Electrical Specifications	625, 660, 880	0.09A	0.067A Max
	395, 470, 520, WHI	0.06A	0.045A Max
Normal Operating Temperature	0 - 60°C		
Weight	57.2g (2.02oz)		
Standard Cable Information	2 m long -0/+150 mm (80" -0/+6") - 105°C rated PVC jacket, foil shield with drain.		
Photobiological Risk Factor	Exempt Applicable Wavelengths: 880 Group 1 (Low-Risk) Applicable Wavelengths: 470, 520, 625, 660, WHI Group 2 (Moderate-Risk) Applicable Wavelengths: 395		
Compliance	CE, RoHS, IEC 62471		
IP Rating	Not Rated		
Lumen Maintenance	L70 = 50,000 Hours		

Part Number Key

Model	—	Peak Wavelength	Connector/Control	—	Alternative Connector
RL2115	-	XXX	XX	-	XXX
RL2115		395 (UV) ²	C1		M8 ¹
		470 (blue)	C5		M12 ¹
		520 (green)	IC		
		625 (red orange)	I3		
		660 (red)	I3S		
		880 (IR)	24		
		WHI (white)			
EX:		¹ Available with IC, I3, I3S, and 24 V options only			
RL2115-395C1		² Not available in IC or 24 V option			
RL2115-625I3-M12					

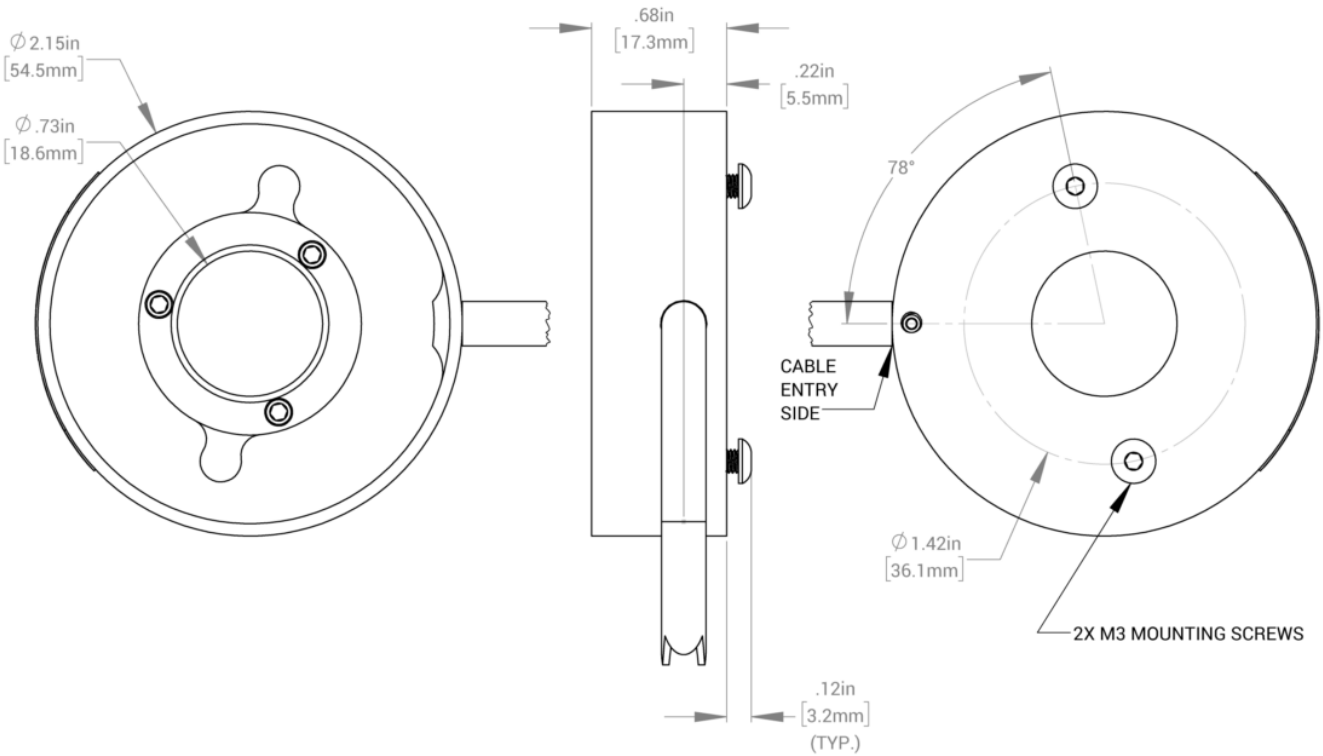
See website product page for in-stock product numbers.

Shipping:

Stock Products: within three days

Build-to-Order Products: within one to three weeks

Mechanical Specs

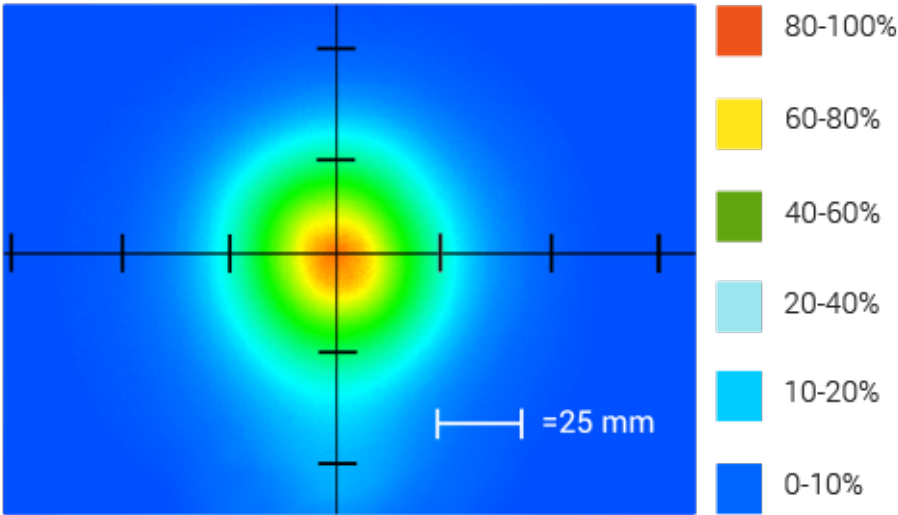


Control Specs

C1 Connector	C5 Connector	ICS 2 (IC)	ICS 3 (I3)	ICS 3S (I3S)	24
<i>For use with:</i> DCS Series Controllers	<i>For use with:</i> Pulsar 320 Strobe Controller.	Continuous in-line controller <i>Powered with:</i> 24V power supply	Combination strobe/continuous in-line controller <i>Powered with:</i> 24V power supply	Default-OFF strobe/continuous in-line controller <i>Powered with:</i> 24V power supply	Flying/tinned leads <i>Powered with:</i> 24V power supply

Optical Specs

Intensity Distribution



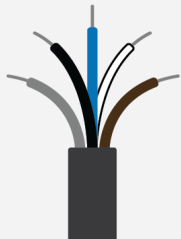
Optical measurement taken using RL2115-WHII3 @ 9.5 mm

Area of Illuminance & Intensity



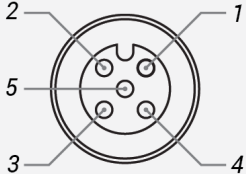
Electrical Specs

Standard Flying Lead Functions for 24V, IC, I3 and I3S Control Options

	COLOR	24V FUNCTIONS	IC FUNCTIONS	I3/I3S FUNCTIONS
	BROWN	24 V DC	24 V DC	24 V DC
	WHITE	N/A	0-10 V ANALOG DIMMING	RESERVED
	BLUE	DC GND	DC GND	DC GND
	BLACK	N/A	PNP/ACTIVE LOW GATE	PNP/ACTIVE HIGH TRIGGER
	GRAY	N/A	N/A	0-10 V ANALOG DIMMING

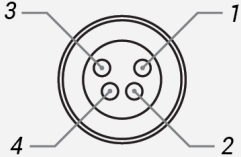
The functions listed above are applicable when this product is configured with built-in 24V, IC, I3, or I3S control, **without** the optional A-coded 5-position Male M12 or A-coded 4-position Male M8 connector.

M12 Connector Pinout Functions for 24V, IC, I3 and I3S Control Options

	PIN	24V FUNCTIONS	IC FUNCTIONS	I3/I3S FUNCTIONS
	1	24 V DC	24 V DC	24 V DC
	2	N/A	0-10 V ANALOG DIMMING	RESERVED
	3	DC GND	DC GND	DC GND
	4	N/A	PNP/ACTIVE LOW GATE	PNP/ACTIVE HIGH TRIGGER
	5	N/A	N/A	0-10 V ANALOG DIMMING

The functions listed above are only applicable when this product is configured with built-in 24V, IC, I3, or I3S control, **with** an A-coded 5-position Male M12 connector.

M8 Connector Pinout Functions for 24V, IC, I3 and I3S Control Options

	PIN	24V FUNCTIONS	IC FUNCTIONS	I3/I3S FUNCTIONS
	1	24 V DC	24 V DC	24 V DC
	2	N/A	0-10 V ANALOG DIMMING	0-10 V ANALOG DIMMING
	3	DC GND	DC GND	DC GND
	4	N/A	PNP/ACTIVE LOW GATE	PNP/ACTIVE HIGH TRIGGER

The functions listed above are only applicable when this product is configured with built-in 24V, IC, I3, or I3S control, **with** an A-coded 4-position Male M8 connector.

For details on operating configurations without built-in control (C1, C5, Q1, and Q4 control, when available), please refer to Advanced illumination's controller manuals.

Warranty Information

Every Advanced illumination, Inc. (Ai) product is thoroughly inspected and tested before leaving the factory. Products are warranted to be free of defects in workmanship and materials for a period of FIVE YEARS from the original date of purchase. Should a defect develop during this period, customers may return the complete product, freight prepaid, to one of Ai's distributors or to the Ai factory. All product warranty returns require a Return Merchandise Authorization (RMA) number which is obtained from Customer Service. The RMA number must be clearly marked on the outside of the package. Ai will inspect the unit, and if a defect is found will, at our option, repair or replace the product without charge. Ai disclaims liability for any implied warranties, including implied warranties of "merchantability" and "fitness for a specific purpose." For products under warranty that have since been discontinued, Ai will make an effort to replace with equivalent parts; for circumstances that do not allow for equivalent replacement, Ai reserves the right to repair or replace these products with an updated version. Ai cannot be held responsible for the unauthorized or inappropriate use of its products. Any unauthorized repair or modifications will result in a voided warranty.

No Liability for Consequential Damages: In no event shall Ai be liable for any consequential, special, incidental, or indirect damages of any kind arising from the sale or use of the products.

Electromagnetic Compatibility

This product was tested and complies with the regulatory requirements and limits for electromagnetic compatibility (EMC) as stated in the product specifications. These requirements and limits are designed to provide reasonable protection against harmful interference only when the product is operated in its intended industrial electromagnetic environment. To minimize the potential for electromagnetic interference or unacceptable performance degradation, install and use this product in strict accordance with the instructions in the product documentation.

Customer Service

For information on existing orders, or to make an order adjustment, contact us Monday through Friday 8:00 am to 5:00 pm ET or send an email to orders@advancedillumination.com.

Company Information

Advanced Illumination

440 State Garage Road, Rochester, VT 05767

Phone: 802.767.3830

Fax: 802.767.2636

Email: info@advancedillumination.com

Web: advancedillumination.com

© 2021 Advanced illumination Inc. All rights reserved