

Product Highlights

- A structured LED light projector featuring a large cluster of high-intensity LEDs in a focused, homogeneous Spot Light.
- With significantly higher output intensity, the SL256 is up to 9x brighter than the existing SL191 Pattern Projecting Spot Light and more than 3x brighter than the leading competitive structured light projector.



General Specifications

	Color	24V Current	All Other Controls
Electrical Specifications	455, 530, 625	N/A	.592A Max
	WHI	N/A	.794A Max
Max Case Temperature	60°C @ 25°C Ambient		
Ambient Temperature Range	0-50°C		
Weight	362.9 g (12.8 oz)		
Standard Cable Information	2 M long -0/+150 mm (80" -0/+6") - 105°C rated PVC jacket, foil shield with drain.		
Photobiological Risk Factor	Group 1 (Low-Risk) Applicable Wavelengths: 455, 530, 625, WHI		
Compliance	CE, RoHS, IEC 62471		
IP Rating	IP 50		
Lumen Maintenance	WHI: L70=60,000 hours		
	455, 530, 625: L70=100,000 hours		

Part Number Key

Model	—	Peak Wavelength	Connector/Control	—	Reticle Option	—	Alternative Connector
SL256	-	XXX	XX	-	XXX	-	XXX
SL256		455 (blue)	C1		ROL ² (Single Line)		M8 ¹
		530 (green)	C5				M12 ¹
		625 (red)	IC		RCH ² (Cross-Hair)		
		WHI (white)	I3				
			I3S		RED ² (Edge)		
					RML ² (Multiple Line)		
					RGR ² (Grid)		
EX: SL256-WHIIC-RED SL256-625C1-ROL-M12			¹ Available with IC and I3 options only ² See Reticle Table for detailed information				

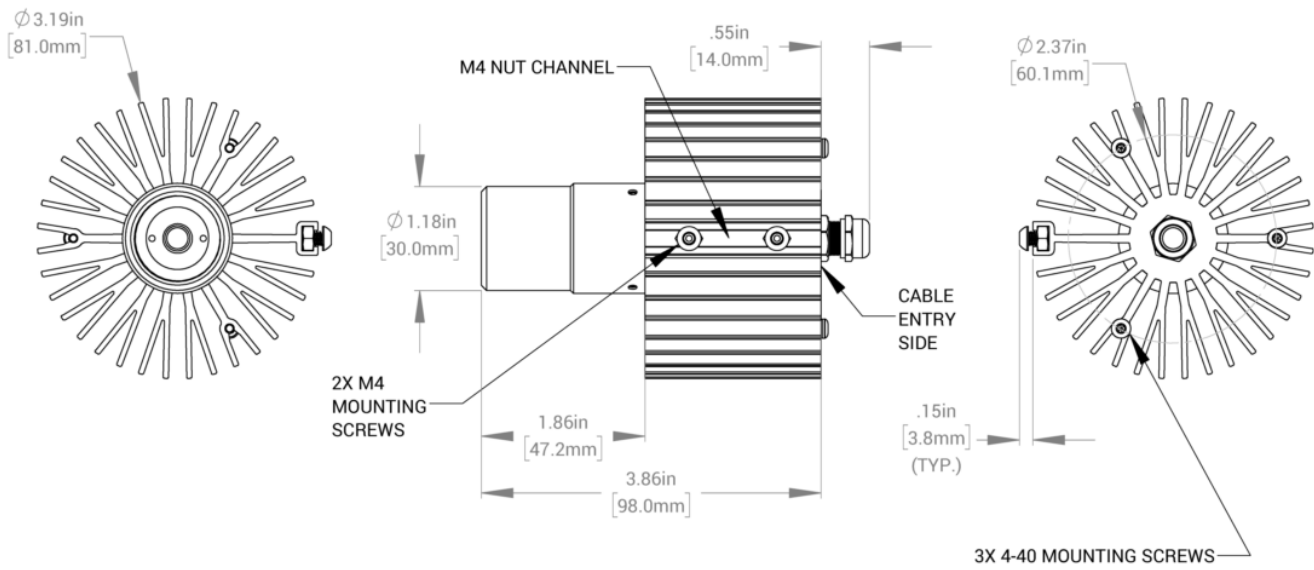
See website product page for in-stock product numbers.

Shipping:

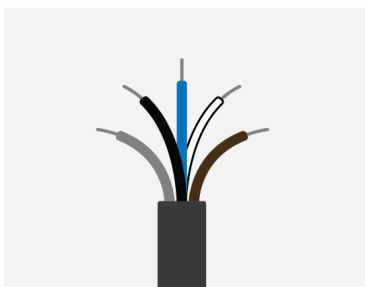
Stock Products: within three days

Build-to-Order Products: within one to three weeks

Mechanical Specs

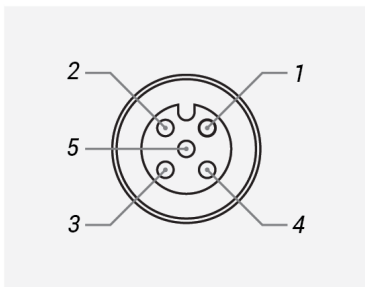


Standard Flying Lead Functions for IC, I3 and I3S Control Options

	COLOR	IC FUNCTIONS	I3/I3S FUNCTIONS
	BROWN	24 V DC	24 V DC
	WHITE	0-10 V ANALOG DIMMING	RESERVED
	BLUE	DC GND	DC GND
	BLACK	PNP/ACTIVE LOW GATE	PNP/ACTIVE HIGH TRIGGER
	GRAY	N/A	0-10 V ANALOG DIMMING

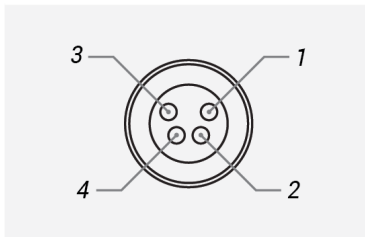
The functions listed above are applicable when this product is configured with built-in IC, I3, or I3S control, **without** the optional A-coded 5-position Male M12 or A-coded 4-position Male M8 connector.

M12 Connector Pinout Functions for IC, I3 and I3S Control Options

	PIN	IC FUNCTIONS	I3/I3S FUNCTIONS
	1	24 V DC	24 V DC
	2	0-10 V ANALOG DIMMING	RESERVED
	3	DC GND	DC GND
	4	PNP/ACTIVE LOW GATE	PNP/ACTIVE HIGH TRIGGER
	5	N/A	0-10 V ANALOG DIMMING

The functions listed above are only applicable when this product is configured with built-in IC, I3, or I3S control, **with** an A-coded 5-position Male M12 connector.

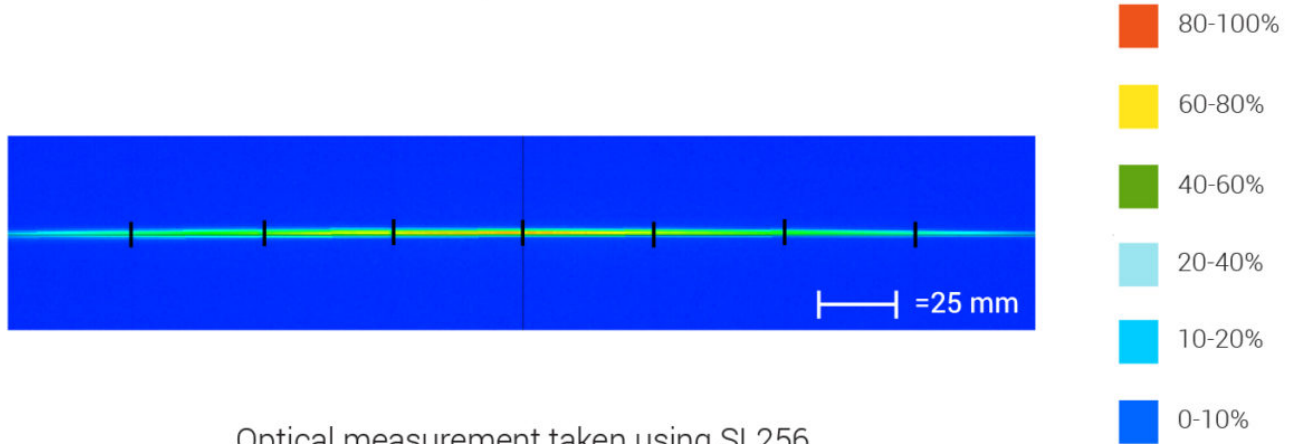
M8 Connector Pinout Functions for IC, I3 and I3S Control Options

	PIN	IC FUNCTIONS	I3/I3S FUNCTIONS
	1	24 V DC	24 V DC
	2	0-10 V ANALOG DIMMING	0-10 V ANALOG DIMMING
	3	DC GND	DC GND
	4	PNP/ACTIVE LOW GATE	PNP/ACTIVE HIGH TRIGGER

The functions listed above are only applicable when this product is configured with built-in IC, I3, or I3S control, **with** an A-coded 4-position Male M8 connector.

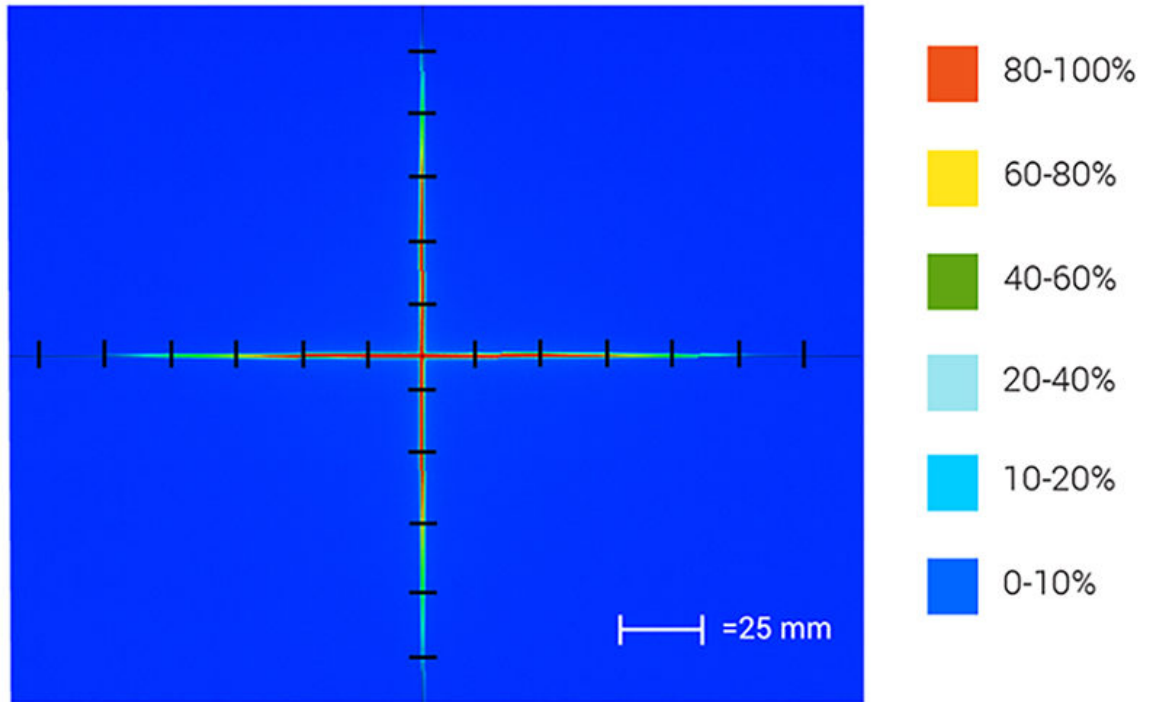
For details on operating configurations without built-in control (C1, C5, Q1, and Q4 control, when available), please refer to Advanced illumination's controller manuals.

Intensity Distribution



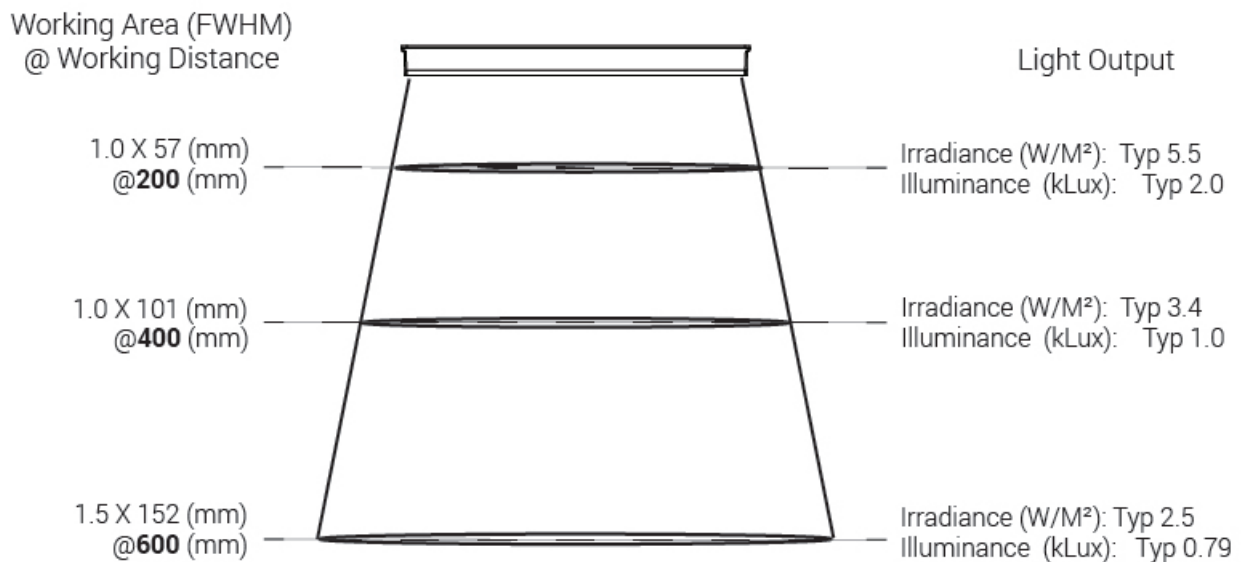
Optical measurement taken using SL256
with 25mm lens @ 600mm

Intensity Distribution



Optical measurement taken using SL256 RCH Cross Hair & 25mm lens @ 600mm

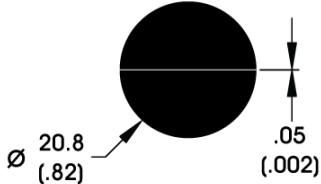
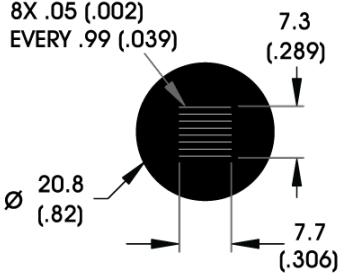
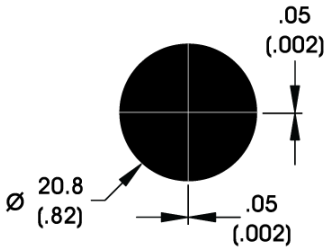
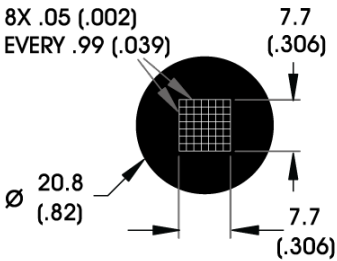
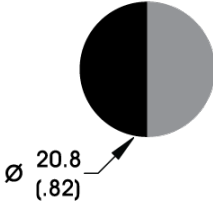
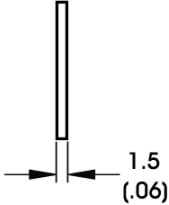
Optical Cone



Control Specs

C1 CONNECTOR	C5 CONNECTOR	ICS 2 (IC)	ICS 3 (I3)	ICS 3S (I3S)
For use with: DCS Series Controllers Strobe/Continuous Controllers	For use with: Pulsar 320 High Power Strobe Only Controller	In-line Continuous Controller Powered with: 24V Power Supply	In-line Strobe/ Continuous Controller Default On Powered with: 24V Power Supply	In-line Strobe/ Continuous Controller Default Off Powered with: 24V Power Supply

Reticle Specs

 <p>ROL Single Line</p>	 <p>RML Multiple Line</p>	 <p>RCH Cross-hair</p>
 <p>RGR Grid</p>	 <p>RED Edge</p>	<p>Side View</p> 
<p>RKT 5 Reticle Kit - includes: ROL, RCH, RML, RED, and RGR</p>		

Warranty Information

Every Advanced illumination, Inc. (Ai) product is thoroughly inspected and tested before leaving the factory. Products are warranted to be free of defects in workmanship and materials for a period of FIVE YEARS from the original date of purchase. Should a defect develop during this period, customers may return the complete product, freight prepaid, to one of Ai's distributors or to the Ai factory. All product warranty returns require a Return Merchandise Authorization (RMA) number which is obtained from Customer Service. The RMA number must be clearly marked on the outside of the package. Ai will inspect the unit, and if a defect is found will, at our option, repair or replace the product without charge. Ai disclaims liability for any implied warranties, including implied warranties of "merchantability" and "fitness for a specific purpose." For products under warranty that have since been discontinued, Ai will make an effort to replace with equivalent parts; for circumstances that do not allow for equivalent replacement, Ai reserves the right to repair or replace these products with an updated version. Ai cannot be held responsible for the unauthorized or inappropriate use of its products. Any unauthorized repair or modifications will result in a voided warranty.

No Liability for Consequential Damages: In no event shall Ai be liable for any consequential, special, incidental, or indirect damages of any kind arising from the sale or use of the products.

Electromagnetic Compatibility

This product was tested and complies with the regulatory requirements and limits for electromagnetic compatibility (EMC) as stated in the product specifications. These requirements and limits are designed to provide reasonable protection against harmful interference only when the product is operated in its intended industrial electromagnetic environment. To minimize the potential for electromagnetic interference or unacceptable performance degradation, install and use this product in strict accordance with the instructions in the product documentation.

Customer Service

For information on existing orders, or to make an order adjustment, contact us Monday through Friday 8:00 am to 5:00 pm ET or send an email to orders@advancedillumination.com.

Company Information

Advanced Illumination

440 State Garage Road, Rochester, VT 05767

Phone: 802.767.3830

Fax: 802.767.2636

Email: info@advancedillumination.com

Web: advancedillumination.com

© 2021 Advanced illumination Inc. All rights reserved