

# GOX-12409M-PGE

## Technical Datasheet

**IMX226 (Rolling)**



*See the possibilities*



## Apex Series



The Go-X Series offers compact, attractively-priced area scan cameras with a blend of features, image quality and industrial grade reliability that is in high demand for the next generation of machine vision systems.

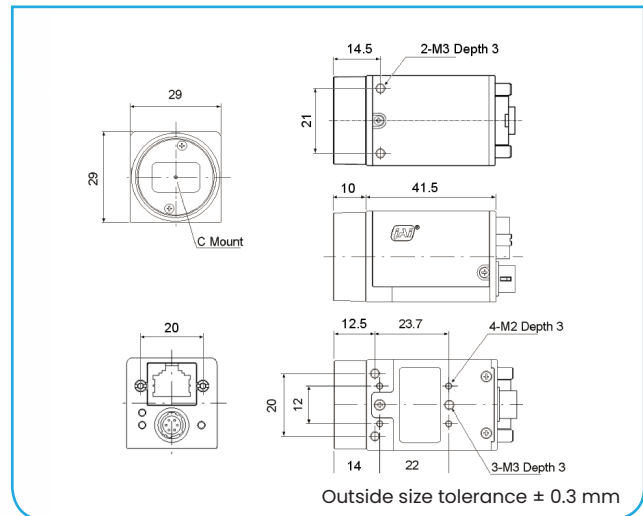
The Go-X Series incorporates the most popular Sony Pregius and Pregius S global shutter CMOS sensors, and several Starvis CMOS sensors with rolling shutter technology. Resolutions range from 2.3 to 24.5 megapixels with a choice of USB3 Vision, GigE Vision (1000BASE-T or 5GBASE-T), or CoaXPress interfaces.

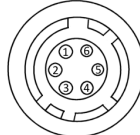
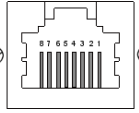
### Specification Highlights

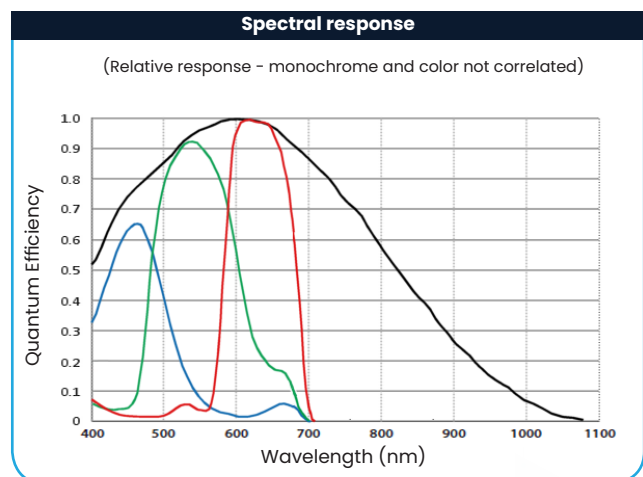
**SENSOR:** IMX226 (Rolling)  
**FORMAT:** 1/1.7"  
**PIXEL SIZE:** 1.85 x 1.85  $\mu\text{m}$   
**LENS MOUNT:** C-Mount  
**SPECTRUM:** Monochrome (Visible + NIR)

**SHUTTER:** Global Shutter  
**FRAME RATE:** 9 fps  
**INTERFACE:** GigE Vision 1-Cable (PoE)  
**RESOLUTION MP:** 12.2 MP  
**RESOLUTION WxH:** 4016 x 3036 px

Specifications		GOX-12409-PGE
Sensor		1/1.7" CMOS rolling shutter (IMX226)
Active pixels		4016 (h) x 3036 (v)
Frame rate		9 frames/sec. @ 8-bit mono/Bayer
Active area		7.44 mm (h) x 5.61 mm (v) - 9.32 mm diagonal
Pixel size		1.85 $\mu\text{m}$ x 1.85 $\mu\text{m}$
System clock		74.25 MHz (for pulse generator)
Read-out modes		
Full ROI (single)		4016 (h) x 3036 (v) up to 9 fps H: 96 - 4016 pixels in 16-pixel steps V: 8 to 3036 lines in 2-line steps
Binning		1x2, 2x1, 2x2 (mono only)
EMVA 1288 Parameters		10-bit output format
Absolute sensitivity		Mono: TBD p Color: TBD p ( $\lambda = 527 \text{ nm}$ )
Maximum SNR		Mono: TBD dB Color: TBD dB
Traditional SNR*		>60 dB mono, >60 dB color (0 dB gain, 10-bit)
Video signal output		Monochrome: 8/10/12-bits <sup>†</sup> Color: 8/10/12-bit Bayer <sup>†</sup>
Gain control		Manual/auto 0 dB to +24 dB
White balance		Off, presets, or one-push/continuous AWB
Gamma/LUT		0.45 to 1.0 (9 steps) or 257-point programmable LUT
Synchronization		Internal
Video modes		Normal/Single ROI
Trigger input		Opto In, Pulse Generator, Software, NAND Out (2), User Output (4)
Exposure modes		Timed/EPS, Auto
Electronic shutter (TriggerMode OFF)		Timed: 80.06 $\mu\text{s}$ to 1.2 s in 1 $\mu\text{s}$ steps Auto: 100 $\mu\text{s}$ to 107 ms at full resolution
Auto Level Control (ALC)		Shutter range from 100 $\mu\text{s}$ to 107 ms, gain range from 0 dB to +42 dB. Tracking speeds and max. values adjustable.
Shading correction		Flat shading, color shading (color model)
Pre-processing functions		Blemish compensation (256 user definable)
Operating temp. (ambient)		-5°C to +45°C (20 to 80% non-condensing)
Storage temp. (ambient)		-25°C to +60°C (20 to 80% non condensing)
Vibration		10G (20 Hz to 200 Hz, XYZ directions)
Shock		80G
Regulations		CE(EN 55032:2015(CISPR32:2015), EN 55035:2017(CISPR35:2016)), FCC Part 15 Class A, RoHS/WEEE, KC
Power	6-pin PoE	+10V to +25V DC. 2.7 W typical @ +12 V +36V to +57 V DC. 3.7 W typical @ +48 V
Lens mount		C-mount
Dimensions (H x W x L)		29 mm x 29 mm x 51.5 mm
Weight		65 g
Ordering Information		
GOX-12409M-PGE		Monochrome camera with GigE Vision interface
GOX-12409C-PGE		Color camera with GigE Vision interface



Connector pin-out																																	
<b>DC In / Trigger</b>  HIROSE HR10A-7R-6PB(73)	<b>GigE Vision Interface</b>  RJ45 with locking screws																																
<table border="1"> <thead> <tr> <th>Pin</th><th>Signal</th></tr> </thead> <tbody> <tr><td>1</td><td>DC in +10V to +25V</td></tr> <tr><td>2</td><td>Opto In+</td></tr> <tr><td>3</td><td>Opto In-</td></tr> <tr><td>4</td><td>Opto Out+</td></tr> <tr><td>5</td><td>Opto Out-</td></tr> <tr><td>6</td><td>Ground</td></tr> </tbody> </table>	Pin	Signal	1	DC in +10V to +25V	2	Opto In+	3	Opto In-	4	Opto Out+	5	Opto Out-	6	Ground	<table border="1"> <thead> <tr> <th>Pin</th><th>Signal</th></tr> </thead> <tbody> <tr><td>1</td><td>TRD+(0)</td></tr> <tr><td>2</td><td>TRD-(0)</td></tr> <tr><td>3</td><td>TRD+(1)</td></tr> <tr><td>4</td><td>TRD+(2)</td></tr> <tr><td>5</td><td>TRD-(2)</td></tr> <tr><td>6</td><td>TRD-(1)</td></tr> <tr><td>7</td><td>TRD+(3)</td></tr> <tr><td>8</td><td>TRD-(3)</td></tr> </tbody> </table>	Pin	Signal	1	TRD+(0)	2	TRD-(0)	3	TRD+(1)	4	TRD+(2)	5	TRD-(2)	6	TRD-(1)	7	TRD+(3)	8	TRD-(3)
Pin	Signal																																
1	DC in +10V to +25V																																
2	Opto In+																																
3	Opto In-																																
4	Opto Out+																																
5	Opto Out-																																
6	Ground																																
Pin	Signal																																
1	TRD+(0)																																
2	TRD-(0)																																
3	TRD+(1)																																
4	TRD+(2)																																
5	TRD-(2)																																
6	TRD-(1)																																
7	TRD+(3)																																
8	TRD-(3)																																



\*Traditional SNR is based on random noise in a single frame, where EMVA SNR measurements consider more comprehensive noise sources and variance over time.

<sup>†</sup>12-bit output only available in video processing bypass mode. See manual for details.

## Product Highlights

- 1/1.7" CMOS imager (rolling shutter with global reset)
- Up to 9 fps at full resolution (4016 x 3036)
- 1.85  $\mu\text{m}$  square pixels
- Backside illuminated (BSI) sensor technology for enhanced low-light performance
- 8/10/12-bit\* output in choice of monochrome or raw Bayer color models
- ROI settings for added flexibility
- Includes Automatic Level Control (ALC) to maintain exposure in dynamic lighting conditions
- Compact size with excellent shock and vibration resistance
- Accepts power over GigE Vision interface or separate 6-pin connector
- C-mount lens mount

\* Not all processing functions supported with 12-bit output.

## Additional Product Images



Company and product names mentioned in this datasheet are trademarks or registered trademarks of their respective owners.

JAI A-S and Machine Vision Direct, LLC Cannot be held responsible for any technical or typographical errors and reserves the right to make changes to products and documentation without prior notice