




OPTO ENGINEERING

ITA81-GC-20C | DATASHEET

Area scan camera 8.1MP, Sony IMX546, CMOS Global shutter, 2/3", Color, 1 GigE, POE, C mount



KEY ADVANTAGES

MADE IN ITALY

Cameras designed and manufactured in Italy by Opto Engineering.

TOP QUALITY SERVICE

5 years warranty.

HIGH ROBUSTNESS

Aluminum body & steel lens mount, shock & vibration certified, wide temperature range.

MAXIMUM CONNECTIVITY

Isolated PoE supply, broad range of I/Os, serial communication.

HIGH PROCESSING CAPABILITY

Large on-board image buffer, large FPGA.

EXCELLENT QUALITY/PRICE RATIO

GEN*i*CAM

GigE
VISION



The **ITALA-G series** is a series of GigE Vision industrial cameras designed and manufactured in Italy by Opto Engineering®.

KEY FEATURES



1 GIGE



12-24 VOLT



POWER OVER ETHERNET



PRECISION TIME PROTOCOL



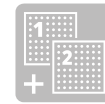
12-BIT DEPTH



BURST




FAST TRIGGER MODE



DUAL EXPOSURE



SCHEDULED ACTION COMMAND



REGION OF INTEREST



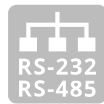
BINNING AND DECIMATION



CHUNK DATA



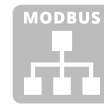
OPTO ISOLATED I/O



DUAL SERIAL INTERFACE



ENCODER



MODBUS



AUTO WHITE BALANCE



COLOR CORRECTION MATRIX



API C++



WINDOWS

All product specifications and data are subject to change without notice to improve reliability, functionality, design or other. Photos and pictures are for illustration purposes only. Data are reported by design, actual lens performance may vary due to manufacturing tolerances.

SPECIFICATIONS

Sensor Specification

| | | |
|-----------------|-------------------|-------------|
| Megapixel | | 8.1 |
| Resolution | | 2856 x 2848 |
| Sensor format | | 2/3" |
| Sensor diagonal | (mm) | 11.1 |
| Pixel size | (μm) | 2.74 |
| Sensor model | | IMX546 |
| Sensor type | | CMOS |
| Shutter | | Global |
| Chroma | | Color |

Connectivity

| | | |
|------------------------------------|-----|---|
| Data connector | | RJ45 |
| Data interface | | 1 GigE |
| I/O connector | | 12-pin Hirose |
| I/O interface | | 2x opto-isolated input 4x opto-isolated output |
| Serial interface | | RS232, RS485 |
| Liquid lens controller | | no |
| Encoder interface | | yes, incremental |
| Power supply | (V) | 12-24, PoE (IEEE 802.3af class 2) |
| Max power consumption ² | (W) | 3.9 |

Compliance

| | | |
|----------------------------------|---------|--|
| Standards | | GigE Vision 2.2, GenICam, GenTL |
| Client software | | ITALA View or other GigE Vision 2.x software |
| Operating systems | | 64-bit Windows 10/11 |
| Shock and vibration ³ | | n.a. |
| Warranty | (years) | 5 |

Mechanical Specifications

| | | |
|-----------------|------|--------------------------------------|
| Mount | | C |
| Dimensions | (mm) | 40.5 x 40.5 x 51.2 |
| Clamping system | | 16x M3 threaded holes (on all sides) |
| Mass | (g) | 142 |

Camera Specification

| | | |
|-------------------------|-------|---|
| Filter | | IR cut |
| Frame rate ¹ | (fps) | 4.8 |
| Frame rate burst | (fps) | 25.6 |
| Exposure time | | 2.47 μs - 10 s |
| ADC resolution | (bit) | 10/12 |
| Dynamic range | (dB) | 70.0 |
| Gain range | (dB) | 0-48 |
| SNR | (dB) | 40.2 |
| Image buffer | (MB) | 384 |
| Image processing | | Binning, decimation, ROI, gamma, black level, LUT, defective pixel correction, white balance, color correction matrix |
| Pixel formats | | Mono 8/10/12, RGB8, Bayer GR 8/10p/10Packed/12p/12Packed, YUV 422Packed |
| Chunk data | | yes |
| User sets | | 3 |
| Timers/Counters | | 2/4 |
| Synchronization | | Free run, software trigger, hardware trigger, PTP (IEEE 1588) |

Environment

| | | |
|------------------------------------|------------------------|-----------------------|
| Operating temperature ⁴ | ($^{\circ}\text{C}$) | -25 - +65 |
| Storage temperature ⁵ | ($^{\circ}\text{C}$) | -10 - +60 |
| Operating relative humidity | (%) | 20-80, non condensing |
| IP rating | | IP30 |

¹ Color-model's fps are calculated using RGB8 pixel format

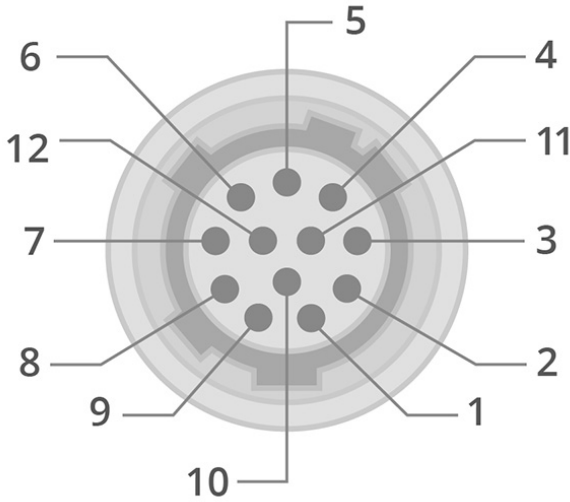
² Measured with 24V power supply

³ To be measured after pre-series production

⁴ Case temperature, measured on the front part of the camera body

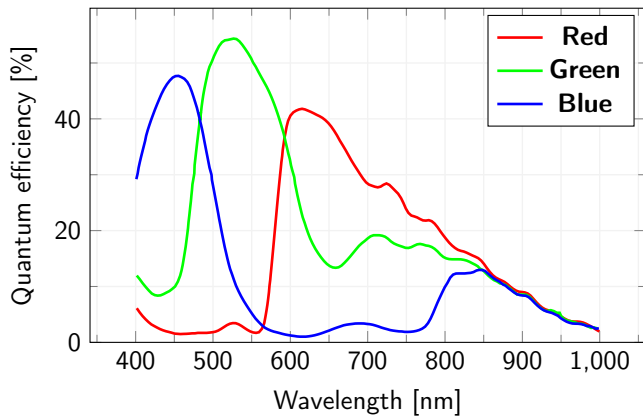
⁵ Ambient temperature

HIROSE PINOUT

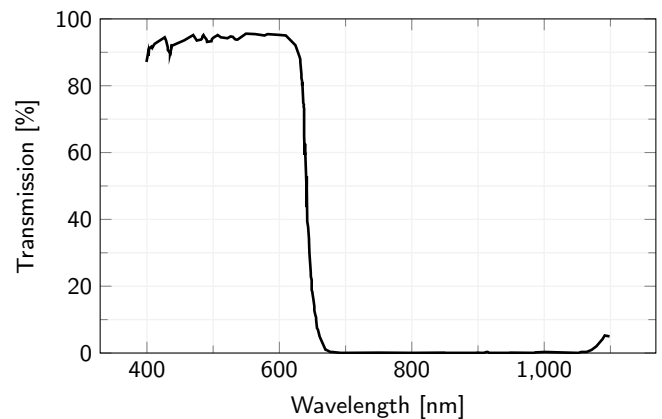


| Pin | Signal |
|-----|--------------|
| 1 | GND |
| 2 | +VIN |
| 3 | Opto OUT 3 |
| 4 | Opto IN 0 |
| 5 | Opto OUT 2 |
| 6 | Opto OUT 0 |
| 7 | Opto REF GND |
| 8 | RS232 RX |
| 9 | RS232 TX |
| 10 | Opto REF V+ |
| 11 | Opto IN 1 |
| 12 | Opto OUT 1 |

SENSOR QUANTUM EFFICIENCY



FILTERS TRANSMISSION



RECOMMENDED ACCESSORIES

Opto-Engineering® suggests the following accessories to power the camera:

- **CBETH003**, Ethernet cable, CAT6, industrial level, high flexible cable with screw, 5 m
- **CBGPIO001**, I/O cable, side 1 HIROSE 12 pin, side 2 cable end, 3 m
- **RT-POE15M-1AFE-R**, 15.4W Single Port Power-over-Ethernet IEEE802.3af Power Injector

COMPATIBLE PRODUCTS

Full list of compatible products available [here](#).



A wide selection of innovative machine vision components.

All product specifications and data are subject to change without notice to improve reliability, functionality, design or other. Photos and pictures are for illustration purposes only. Data are reported by design, actual lens performance may vary due to manufacturing tolerances.